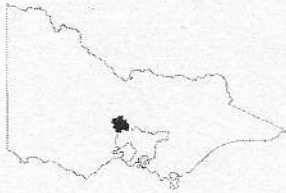


# Macedon Ranges (S)

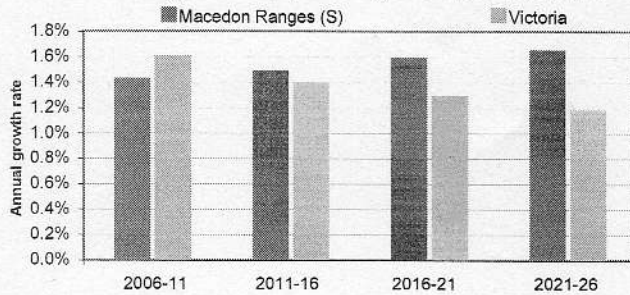


The Shire's most important industry is tourism. This region is popular with both domestic and international visitors, due to its natural attractions, wineries, and its proximity and accessibility to the Melbourne metropolitan area.

Macedon Ranges is projected to be one of the fastest growing exurban areas in Victoria. Population growth is projected to be above the Victorian average and household growth will be at an even faster rate. However household growth is projected to steadily slow down over the projection period as opportunities for residential development diminish. The population will increase in all age categories but the largest increases will be in the older age groups as the middle aged residents of today age in place.

Location: 70 km north-west of Melbourne  
 Area: 1,747 km<sup>2</sup>  
 Pop. Density: 22.9 persons per km<sup>2</sup>  
 Major Centres: Gisborne; Kyneton; Woodend; Romsey

Average annual population growth rate 2006 to 2026



## Population and households

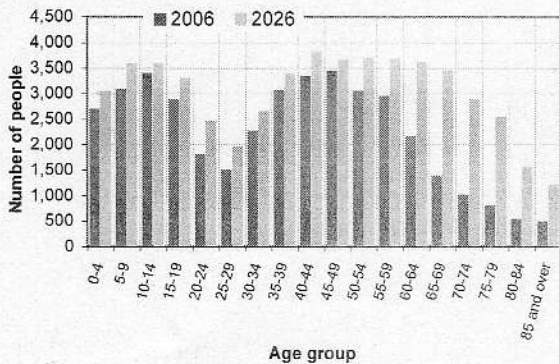
	2006	2011	2016	2021	2026
Total Population	39,989	42,898	46,152	49,898	54,119
Pop. in private dwellings	n/a	n/a	n/a	n/a	n/a
Households	n/a	n/a	n/a	n/a	n/a
Average household size	n/a	n/a	n/a	n/a	n/a

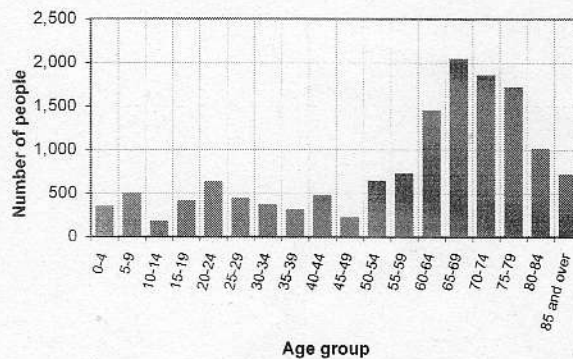
	2006-2026	2006-11	2011-16	2016-21	2021-26
Change in population					
Net	14,130	2,909	3,254	3,746	4,220
Average annual	1.5%	1.4%	1.5%	1.6%	1.6%
Change in households					
Net	n/a	n/a	n/a	n/a	n/a
Average annual	n/a	n/a	n/a	n/a	n/a

## Age structures

Population by five-year age group, 2006 and 2026



Population change by five-year age group, 2006 to 2026



Age Group	2006		2011		2016		2021		2026	
	No.	%	No.	%	No.	%	No.	%	No.	%
0-4	2,693	6.7	2,616	6.1	2,696	5.8	2,831	5.7	3,045	5.6
5-14	6,495	16.2	6,439	15.0	6,602	14.3	6,806	13.6	7,181	13.3
15-24	4,702	11.8	5,152	12.0	5,380	11.7	5,474	11.0	5,761	10.6
25-34	3,787	9.5	3,693	8.6	3,827	8.3	4,213	8.4	4,605	8.5
35-49	9,865	24.7	9,957	23.2	9,990	21.6	10,355	20.8	10,883	20.1
50-59	6,009	15.0	6,486	15.1	6,979	15.1	7,194	14.4	7,384	13.6
60-69	3,566	8.9	5,055	11.8	5,966	12.9	6,514	13.1	7,067	13.1
70-84	2,373	5.9	2,862	6.7	3,900	8.4	5,537	11.1	6,970	12.9
85+	499	1.2	639	1.5	813	1.8	975	2.0	1,222	2.3
Total	39,989	100.0	42,898	100.0	46,152	100.0	49,898	100.0	54,119	100.0